



**COVERED BOND**  
• L A B E L •

**COVERED BOND LABEL**

February 2016

# What is the Covered Bond Label?

- The Covered Bond Label was established in 2012 and is a **quality Label** which responds to a industry-wide request for improved standards and increased transparency in the covered bond market
- Issuers can only become a member if they certify that they are compliant with the label criteria
- All the labelled issuers are entitled to showcase their covered bond program on **coveredbondlabel.com** a complete online platform
- Labelled issuers can create their own page on coveredbondlabel.com and **publish their covered bond and pool data**
- Data, including key regulatory disclosures, are published on a standardised form, the **Harmonised Transparency Template** which greatly simplifies investors due diligence (implementation 2016)



# Covered Bond Label – Objectives

## Regulatory Recognition

- To enhance the **quality, overall regulatory recognition** of and trust in the asset class
- To **protect / ring-fence** the covered bond asset class

## High Standards

- To identify and further develop the existing **high standards and quality features** that define the product

## Transparency

- To facilitate and improve access for investors, regulators and other market participants to **centralised, comprehensive & up-to-date qualitative and quantitative information**

## Liquidity

- To promote **liquidity** and strengthen an active secondary market



# 2016 Covered Bond Label Convention

Each member certifies:

1. The jurisdiction and covered bond model (for example Netherlands, Dutch registered CB)
2. Compliancy with national CB law
3. Type of collateral (mortgage, public sector or shipping assets)
4. Self-certification of compliance with CB label convention:
  - a. The CB programme is embedded in a dedicated national CB legislation;
  - b. The bond is issued by –or bondholders otherwise have full recourse, direct or indirect, to a credit institution which is subject to public regulation and supervision;
  - c. The obligations of the credit institution in respect of the cover pool are supervised by public supervisory authorities
  - d. Bondholders have a dual claim against 1) the issuing credit institution and 2) pool of cover assets ranking senior to the unsecured creditors
  - e. Institution has ongoing obligation to maintain sufficient assets in cover pool
  - f. Issuers are committed to providing regular information, following HTT and art 129(7) of the CRR
5. Commitment to cover pool data transparency:
  - a. Link to cover pool data
  - b. Self certification that cover pool data is HTT/129(7) compliant
  - c. Self certification that data will be updated on a quarterly basis



See [www.coveredbondlabel.com](http://www.coveredbondlabel.com)

# The 3 pillars of transparency

## Liability Transparency

The CB Label provides statistics ISIN by ISIN, Issuer by Issuer of every covered bond with a direct link to its cover assets. Investors have at disposal comparable set of data across the globe

## Regulatory Transparency

The CB Label provides a unique regulatory database of the major CB markets around the world, with legislative summaries of legal frameworks and original legislative text in English

## Asset Transparency

The CB label provides asset disclosure comparable at national level with the National Transparency Templates. Starting from 2016 a common Harmonized Transparency template will be implemented at global level

**Regulatory Recognition:** The Label platform is the only source, based on an issuers' self certification, where investors can identify, verify and compare CBs compliance to CRR, LCR, UCITS and BRRD compliance.





## LABEL DATA STATISTICS

Filter results by : 

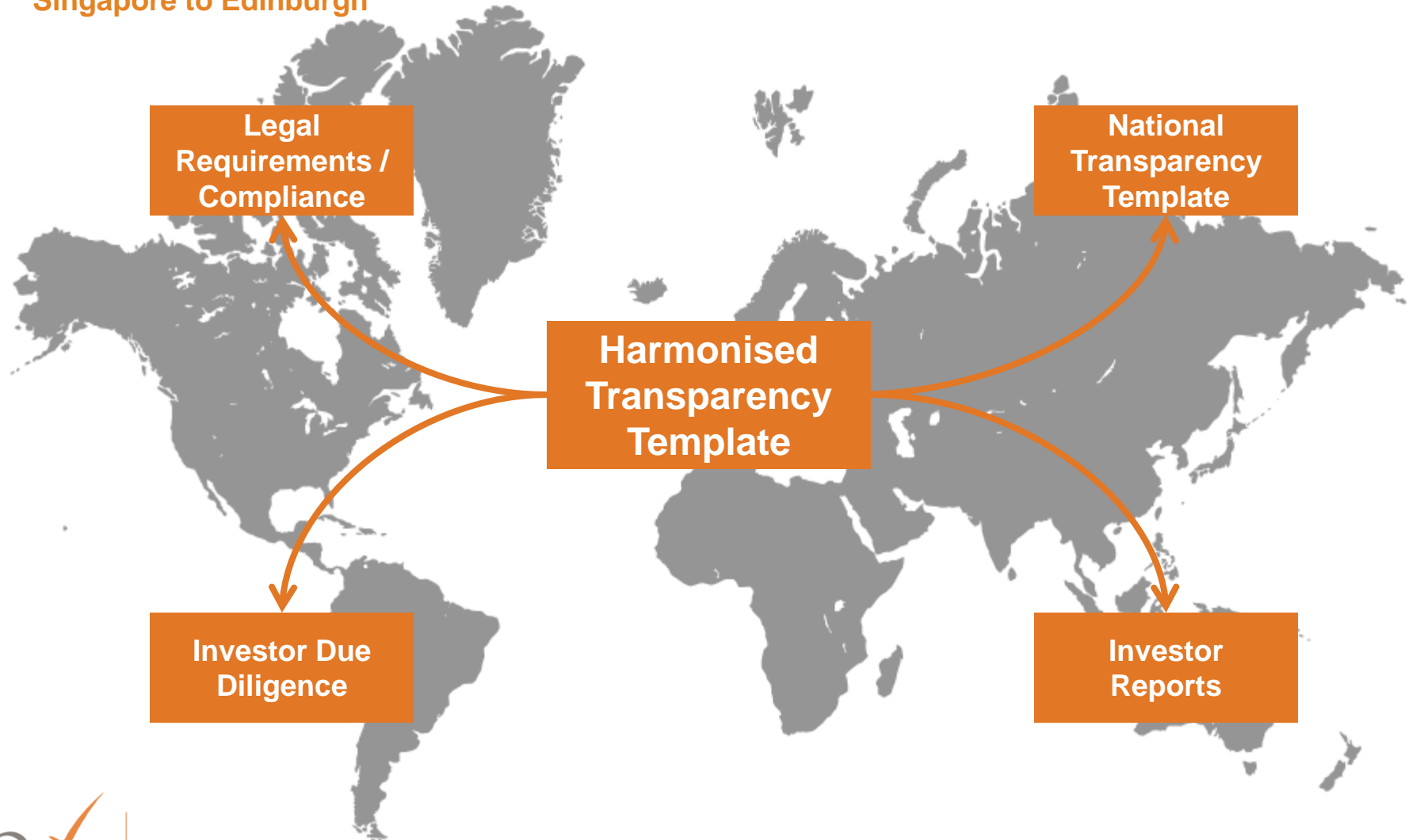
OR

[ADVANCED SEARCH](#)

ISIN	Issuer	Initial Date of Issuance	Maturity Date	Face value*	Coupon	Syn.	Listed	Tapped	Ext.	EEA**	LCR***
 PTCGH1OE0014	Caixa Geral Depósitos, S....	27/01/2015	27/01/2022	EUR 1,000,000,000	Fixed	Yes	Yes	No	Yes	Yes	≥B
 DK0009387938	BRFKredit A/S	26/01/2015	01/10/2047	EUR* 36,856,809	Fixed	No	Yes	Yes	No	Yes	N/A
 DK0002032895	Nordea Kredit Realkredita...	26/01/2015	01/10/2047	EUR* 129,440,721	Fixed	No	Yes	Yes	No	Yes	No
 NO0010729817	Nordea Eiendoms kreditt A...	26/01/2015	16/06/2021	EUR* 182,481,752	Floating	Yes	Yes	Yes	Yes	Yes	N/A
 IT0005082786	Intesa Sanpaolo S.p.A.	23/01/2015	20/01/2022	EUR 1,000,000,000	Fixed	Yes	Yes	No	Yes	Yes	1
 FR0012452217	Crédit Mutuel - CIC Home ...	22/01/2015	22/01/2022	EUR 1,000,000,000	Fixed	Yes	Yes	No	No	Yes	1
 FR0012467942	Caisse Française de Finan...	22/01/2015	22/01/2035	EUR 500,000,000	Fixed	Yes	Yes	No	No	Yes	N/A
 FR0012447696	Compagnie de Financement ...	21/01/2015	21/01/2025	EUR 1,000,000,000	Fixed	Yes	Yes	Yes	No	Yes	1
 XS1170193061	Bank of Ireland Mortgage ...	20/01/2015	20/01/2020	EUR 750,000,000	Fixed	Yes	Yes	No	Yes	Yes	N/A
 XS1062737587	DNB Boligkreditt AS	20/01/2015	30/04/2021	EUR 50,000,000	Floating	No	Yes	Yes	Yes	Yes	N/A

# Harmonised Transparency Template

The new Harmonized Transparency Template standardises disclosed information, from Singapore to Edinburgh



# Harmonised Transparency Template – How does it look like?

Issuers from all over the world can disclose their cover pool information with a simple standardised excel file

	A	B	C	D	E	F	G	I
196		<b>11. Loan to Value (LTV) Information - UNINDEXED</b>	<b>Nominal</b>	<b>Number of Loans</b>		<b>% Residential Loans</b>	<b>% No. of Loans</b>	
197	M.7A.11.1	Weighted Average LTV (%)	[For completion]					
198								
199		By LTV buckets (mn):						
200	M.7A.11.2	>0 - <=40 %	[For completion]	[For completion]				
201	M.7A.11.3	>40 - <=50 %	[For completion]	[For completion]				
202	M.7A.11.4	>50 - <=60 %	[For completion]	[For completion]				
203	M.7A.11.5	>60 - <=70 %	[For completion]	[For completion]				
204	M.7A.11.6	>70 - <=80 %	[For completion]	[For completion]				
205	M.7A.11.7	>80 - <=90 %	[For completion]	[For completion]				
206	M.7A.11.8	>90 - <=100 %	[For completion]	[For completion]				
207	M.7A.11.9	>100 %	[For completion]	[For completion]				
208	M.7A.11.10	Total	0	0		0%	0%	
209	OM.7A.11.1	o/nr > 100 - <= 110 %						
210	OM.7A.11.2	o/nr > 110 - <= 120 %						
211	OM.7A.11.3	o/nr > 120 - <= 130 %						
212	OM.7A.11.4	o/nr > 130 - <= 140 %						
213	OM.7A.11.5	o/nr > 140 - <= 150 %						
214	OM.7A.11.6	o/nr > 150 %						
215	OM.7A.11.7							
216	OM.7A.11.8							
217	OM.7A.11.9							
218		<b>12. Loan to Value (LTV) Information - INDEXED</b>	<b>Nominal</b>	<b>Number of Loans</b>		<b>% Residential Loans</b>	<b>% No. of Loans</b>	
219	M.7A.12.1	Weighted Average LTV (%)	[Mark as ND1 if not relevant]					
220								
221		By LTV buckets (mn):						
222	M.7A.12.2	>0 - <=40 %	[Mark as ND1 if not relevant]	[Mark as ND1 if not relevant]				
223	M.7A.12.3	>40 - <=50 %	[Mark as ND1 if not relevant]	[Mark as ND1 if not relevant]				
224	M.7A.12.4	>50 - <=60 %	[Mark as ND1 if not relevant]	[Mark as ND1 if not relevant]				
225	M.7A.12.5	>60 - <=70 %	[Mark as ND1 if not relevant]	[Mark as ND1 if not relevant]				
226	M.7A.12.6	>70 - <=80 %	[Mark as ND1 if not relevant]	[Mark as ND1 if not relevant]				
227	M.7A.12.7	>80 - <=90 %	[Mark as ND1 if not relevant]	[Mark as ND1 if not relevant]				
228	M.7A.12.8	>90 - <=100 %	[Mark as ND1 if not relevant]	[Mark as ND1 if not relevant]				
229	M.7A.12.9	>100 %	[Mark as ND1 if not relevant]	[Mark as ND1 if not relevant]				
230	M.7A.12.10	Total	0	0		0%	0%	
231	OM.7A.12.1	o/nr > 100 - <= 110 %						
232	OM.7A.12.2	o/nr > 110 - <= 120 %						
233	OM.7A.12.3	o/nr > 120 - <= 130 %						
234	OM.7A.12.4	o/nr > 130 - <= 140 %						
235	OM.7A.12.5	o/nr > 140 - <= 150 %						
236	OM.7A.12.6	o/nr > 150 %						





# Harmonised Transparency Template – How does it look like?

Investors using the HTT can, among other things, verify the Issuer's compliance to Art 129(7) of the CRR

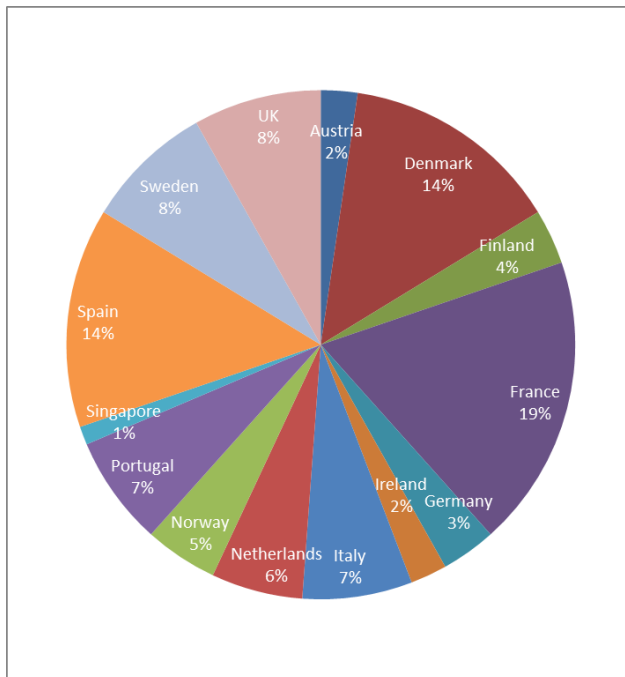
4. References to Capital Requirements Regulation (CRR) 129(7)		Row	Row		
<p><i>The issuer believes that, at the time of its issuance and based on transparency data made publicly available by the issuer, these covered bonds would satisfy the eligibility criteria for Article 129(7) of the Capital Requirements Regulation (EU) 648/2012. It should be noted, however, that whether or not exposures in the form of covered bonds are eligible to preferential treatment under Regulation (EU) 648/2012 is ultimately a matter to be determined by a relevant investor institution and its relevant supervisory authority and the issuer does not accept any responsibility.</i></p>					
G.4.1.1	(i) Value of the cover pool outstanding covered bonds:	38			
G.4.1.2	(i) Value of covered bonds:	39			
G.4.1.3	(iii) Geographical distribution:	<a href="#">43 for Mortgage Assets</a>	<a href="#">48 for Public Sector Assets</a>		
G.4.1.4	(iii) Type of cover assets:	52			
G.4.1.5	(iii) Loan size:	<a href="#">167 for Residential Mortgage Assets</a>	<a href="#">267 for Commercial Mortgage Assets</a>	<a href="#">18 for Public Sector Assets</a>	
G.4.1.6	(iii) Interest rate risk - cover pool:	<a href="#">130 for Mortgage Assets</a>	<a href="#">161</a>	<a href="#">129 for Public Sector Assets</a>	
G.4.1.7	(iii) Currency risk - cover pool:	109			
G.4.1.8	(iii) Interest rate risk - covered bond:	161			
G.4.1.9	(iii) Currency risk - covered bond:	135			
G.4.1.10	(Please refer to "Tab D. HTT Harmonised Glossary" for hedging strategy)	<a href="#">17 for Harmonised Glossary</a>			
G.4.1.11	(iii) Maturity structure of cover assets:	65			
G.4.1.12	(iii) Maturity structure of covered bonds:	87			
G.4.1.13	(iv) Percentage of loans more than ninety days past due:	<a href="#">160 for Mortgage Assets</a>	<a href="#">166 for Public Sector Assets</a>		
OG.4.1.1					
OG.4.1.2					
OG.4.1.3					
OG.4.1.4					
OG.4.1.5					
OG.4.1.6					
OG.4.1.7					
OG.4.1.8					
OG.4.1.9					



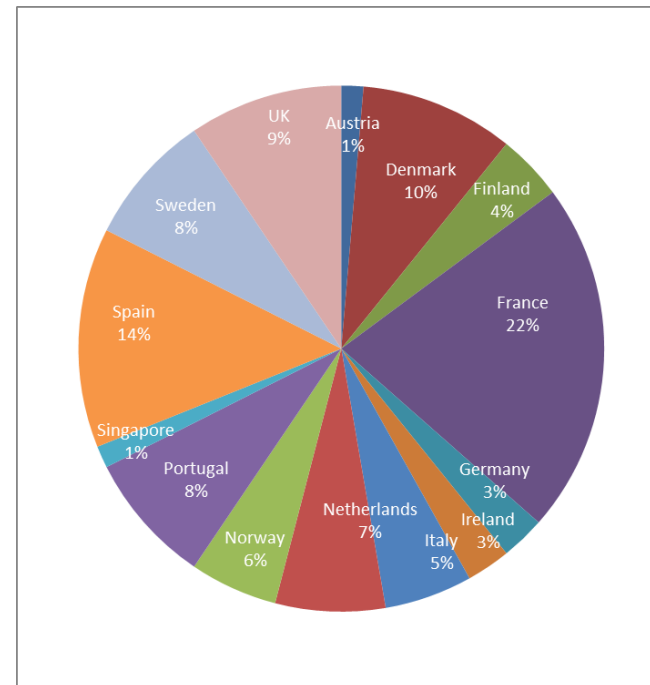
# Covered Bond Label in figures

- As of December 2015, **88 labels** have been granted (cover pools) to **79 issuers** located in **14 different countries**.
- This represents more than **4200 bonds** registered on the Label website amounting to more than **EUR 1.65 trillion**.

Number of Labels Granted



Number of Issuers



## Contact details

**Covered Bond Label Foundation  
(CBLF)**

Rue de la Science, 14, 2<sup>nd</sup> Floor  
B-1040 Brussels Belgium

**[info@coveredbondlabel.com](mailto:info@coveredbondlabel.com)**

**+32 2 285 40 33**

**[www.coveredbondlabel.com](http://www.coveredbondlabel.com)**

